

# SPIDER® SHELVING



## DISTINCTIVE FEATURES

- Sturdy and easy to install
- Versatile system
- 20 standard colors
- Easily adjustable shelves
- Widest variety of accessories on the market
- Vertical expansion possible with our two-level shelving system
- Made in North America

USE YOUR SPACE TO ITS  
FULL POTENTIAL



SHE2024 • SHE1024

# SPIDER® SHELVING

## IDEAL FOR A RANGE OF ENVIRONMENTS

### OPEN SHELVING



### CLOSED SHELVING



### SHELVING WITH DRAWERS



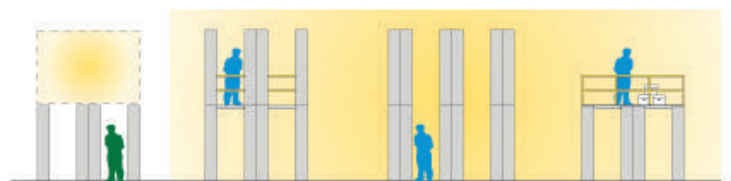
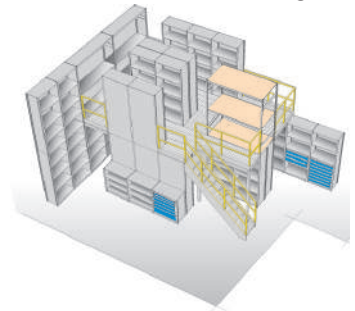
The Spider® Shelving System is heavy duty, easy to assemble, and is the most versatile and complete solution of its type on the market. With the ability to seamlessly combine industrial shelving, mini-racking and drawers in the same shelving system, it is the only solution that allows you to efficiently store small, medium and large parts together in the same unit. Designed for intensive use, the system helps you to use the space you have available to its full potential, in areas such as warehouses, repair shops and distribution centers.

## OPTIMIZE YOUR INVESTMENT BY RECLAIMING UNUSED SPACE

Before you embark on an expansion project, consider Rousseau multi-level shelving, which makes efficient use of vertical space, as well as depth and width.

Our specialists will suggest solutions to work around all your building's obstacles: beams, columns, doors, air ducts, building structure, etc.

The system allows you to store more parts in less space, while also reducing trips back and forth and therefore wasted time.



## MULTIPLE CONFIGURATIONS



Store small, medium and large parts together in the same unit

To add shelving for large parts, see the Mini-Racking section in the General Catalog

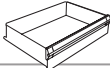


DESIGNED TO EXPAND  
AS YOUR BUSINESS GROWS

# SPECIFICATIONS



400lb./drawer  
550lb.-1050lb./shelf\*



3", 4", 5", 6", 7", 8",  
9", 10", 12", 14"



30", 36",  
42", 48"



12", 15",  
18", 24"




39", 51", 75", 87",  
99", 111", 123"

\* Shelf load capacity varies depending on the dimensions and whether a reinforcement is included or not \*\* 18"D and 24"D units are compatible with drawers

## PANELS




## ACCESSORIES AND "5S" STORAGE SOLUTIONS



## LEVELING GLIDES

Adjust the height of units on uneven surfaces (SR post only)



## LED LIGHT

Illuminate a work surface or stored items


## DOORS

Solid or polycarbonate



## DRAWERS

Add partitions and dividers to optimize use of space in your drawers



## SECURITY SYSTEM




Vertical security bar



The hasp or lock are positioned so they do not impede the hand

## SLOPED SHELVES



## DID YOU KNOW?

One of Rousseau's biggest strengths is our wide range of color options. Choose from 20 standard colors.



Classic Blue	Avalanche Blue	Everest Blue	Midnight Blue	Glossy Sapphire Blue	Glossy EverGreen	Glossy Yellow	Sienna Orange	Flame Red	Glossy Carmine Red	Glossy Cranberry Red	White	Beige	Frost White	Light Gray	Modern Gray	Charcoal Gray	Glossy Black	Black	Glossy Carbon Black
052	055	051	057	560	1025	208	085	081	806	815	616	041	061	071	745	072	902	091	741

## HERE ARE SOME SOLUTIONS

Go to [rousseaumetal.com](http://rousseaumetal.com) for more suggested models.



36"	18"	75"	5	SRE1002
		87"	6	SRE1011
	24"	75"	5	SRE1003
		87"	6	SRE1012



36"	18"	75"	5	SRE2002
		87"	6	SRE2011
	24"	75"	5	SRE2003
		87"	6	SRE2012



48"	18"	75"	5	SRE1032
		87"	6	SRE1041
	24"	75"	5	SRE1033
		87"	6	SRE1042



48"	18"	75"	5	SRE2032
		87"	6	SRE2041
	24"	75"	5	SRE2033
		87"	6	SRE2042



36"	18"	75"	5	R5SEC-751801
		87"	6	R5SEC-871801
	24"	75"	5	R5SEE-751801
		87"	6	R5SEE-871801



36"	18"	75"	4	R5SEC-754809
		87"	5	R5SEC-874809
	24"	75"	4	R5SEE-754809
		87"	5	R5SEE-874809



36"	18"	75"	4	R5SEC-754801
		87"	5	R5SEC-874801
	24"	75"	4	R5SEE-754801
		87"	5	R5SEE-874801



36"	18"	75"	4	R5SEC-753601
		87"	5	R5SEC-873601
	24"	75"	4	R5SEE-753601
		87"	5	R5SEE-873601

Note: usable height of drawers is minus one (1) inch.

For more information, contact our representative:

### ROUSSEAU METAL INC.

105, AVENUE DE GASPÉ OUEST  
SAINT-JEAN-PORT-JOLI (QUÉBEC)  
G0R 3G0 CANADA

WEBSITE  
[rousseau.com](http://rousseau.com)

END USERS  
1.866.463.4270  
EMAIL  
[info@rousseau.com](mailto:info@rousseau.com)

DISTRIBUTORS  
1.800.463.4271  
DISTRIBUTORS ACCESS  
[e-rousseau.com](mailto:e-rousseau.com)



7P04A00  
V04-FE20A