



THE R CABINET



DISTINCTIVE FEATURES

- Heavy-duty construction with 400 lb. load capacity per drawer
- Includes welded reinforcements to provide rigidity and sturdiness to the housing
- Stylish, distinctive and timeless design
- Lifetime warranty on the drawer sliding system
- Choose from 20 colors to match your image
- Made in North America

OPTIMIZED STORAGE SPACE: STORE
MORE, MORE EFFECTIVELY



RS4EE-4403


THE R CABINET

IDEAL FOR A RANGE OF ENVIRONMENTS

SERVICE COUNTERS



TOOL BOXES



WORKBENCHES



Rousseau's modular cabinets boast a heavy-duty and distinct design that is ideal for all environments. They are market-leading products thanks to the wide range of dimensions and accessories available, their modular design and, above all, their durability. This is why we proudly offer a lifetime warranty on the drawer sliding system.

THE R CABINET HEAVY-DUTY, VERSATILE, RELIABLE AND DURABLE

You will love the distinctive design and impressive versatility of the R cabinet. Whether you need just one unit or one hundred, our specialists will help you build your ideal configuration.

With a choice of stationary or mobile, countless housing and drawer dimensions, different work surfaces and a wide variety of partitioning accessories, your cabinet will be your perfect work partner.



MULTIPLE CONFIGURATIONS

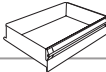
- Mobile
- Stationary
- Side-by-side
- Stacked
- Back-to-back



SPECIFICATIONS



400 lb./drawer
100% extension



3", 4", 5", 6", 7",
8", 9", 10", 12", 14"



18"*, 24", 30",
36", 48", 54", 60"



** 18", 21",
24", 27"



28", 30", 34",
38", 44", 58"

* Not available for mobile versions

** Certain restrictions apply to width-depth combinations.

POWER FEED PANELS

Air connections, USB ports, phone jacks and power outlets



WORK SURFACE TYPES



Stainless steel



Laminated
hardwood



Laminate



Painted steel




Steel and rubber

COMPUTER STAND


Stands available for laptops, tablets, monitors, and keyboard and mouse




DRAWER ACCESSORIES




PVC drawer liner




Foam for tools




Protective foam



Partitions and
dividers



Plastic bins



Groove tray

SECURITY SYSTEMS



Central locking
Lock all drawers
with one turn of
the key



Electronic lock
Secure keyless
locking



Lock-in mechanism
Prevents drawers
from opening acci-
dentally



Drawer lock
Individual drawer
locking



Vertical security bar
Choice of key lock
or safety hasp



Lock-out mechanism
Holds drawers in an
open position

FORKLIFT BASE

For moving the cabinet with a
forklift or pallet truck

RECESSED BASE

Raises the cabinet by 2" or 4"
(stainless/painted steel)

MOBILITY

Various high-quality casters available



DID YOU KNOW?

One of Rousseau's biggest strengths is our wide range of color options.
Choose from 20 standard colors.



Classic Blue	Avalanche Blue	Everest Blue	Midnight Blue	Glossy Sapphire Blue	Glossy EverGreen	Glossy Yellow	Sienna Orange	Flame Red	Glossy Carmine Red	Glossy Cranberry Red	White	Beige	Frost White	Light Gray	Modern Gray	Charcoal Gray	Glossy Black	Black	Glossy Carbon Black
052	055	051	057	560	1025	208	085	081	806	815	616	041	061	071	745	072	902	091	741

HERE ARE SOME SOLUTIONS

Go to rousseau.com for more suggested models.



30" x 21" x 32"	R5ADD-3003
30" x 27" x 32"	R5ADG-3003



36" x 18" x 40"	R5AEC-3805
36" x 24" x 40"	R5AEE-3805



36" x 18" x 45 1/2"	R5BEC-3801
36" x 24" x 45 1/2"	R5BEE-3801



36" x 18" x 37 1/2"	R5BEC-3001
36" x 24" x 37 1/2"	R5BEE-3001



36" x 24" x 74"	R5XEE-1003
-----------------	------------



48" x 24" x 60"	R5AHE-5809
48" x 27" x 60"	R5AHG-5809



48" x 24" x 40"	R5AHE-3807
48" x 27" x 40"	R5AHG-3807



48" x 24" x 37 1/2"	R5BHE-3011
48" x 27" x 37 1/2"	R5BHG-3011



48" x 24" x 40"	R5AHE-3803
48" x 27" x 40"	R5AHG-3803



48" x 27" x 45 1/2"	R5DHG-3803
60" x 27" x 45 1/2"	R5DKG-3803



R5AKE-5801	60" x 24" x 60"
R5AKG-5801	60" x 27" x 60"



72" x 24" x 40"	R5XLE-1102
-----------------	------------

For more information, contact our representative:



Usable height of drawers is minus one (1) inch.



Drawer partitioning is included in all models with drawers featured on this page.

ROUSSEAU METAL INC.

105, AVENUE DE GASPÉ OUEST
SAINT-JEAN-PORT-JOLI (QUÉBEC)
G0R 3G0 CANADA
rousseau.com

END USERS
1.866.463.4270
EMAIL
info@rousseau.com

DISTRIBUTORS
1.800.463.4271
DISTRIBUTORS ACCESS
e-rousseau.com

