


DRAWERS AND SUBDIVIDING



DISTINCTIVE FEATURES

- 100% extension for easy item retrieval
- Distinctive, stylish and timeless design
- Heavy duty and durable
- Lifetime warranty on the drawer rolling system
- Maximum load capacity of 400lb.
- Made in North America



UNRIVALED QUALITY

DRAWER AND SUBDIVIDING

IDEAL FOR A RANGE OF ENVIRONMENTS

OFFICES



The R drawer has been designed with great attention to detail. Everything has been thought of to create a timeless design that remains stylish over the years. The R drawer leads the market thanks to the wide range of dimensions and accessories available, its modular design and, above all, its impressive durability. To back up our confidence in the build quality, we offer a lifetime warranty on the drawer rolling mechanism. There are also other safety mechanisms available: integrated lock-in, econo lock-in, lock-out, vertical security bars and drawer locks.

FACTORIES




COMPATIBLE WITH OVER 35 SHELVEING BRANDS

R drawers can be used in an R cabinet, under a workbench, in a multi-drawer cabinet and in shelving units. Adding drawers to shelving significantly increases storage space while also improving organization and identification of small parts. Rousseau is the only manufacturer to offer drawers that are compatible with over 35 different shelving brands. Whether you want drawers for your toolbox or for easier inventory management, by choosing the R drawer you are investing in a quality storage solution that will evolve in line with your business needs.


WAREHOUSES - HIGH-DENSITY STORAGE




MULTIPLES CONFIGURATIONS




DRAWER INTERIOR ACCESSORIES




Protective foam




Collet foam




Tool foam




Groove tray




Partitions & dividers



PVC drawer liner



Plastic bin



SAFETY AND SECURITY ACCESSORIES



Lock-in mechanism
Prevents drawers from opening on their own

PATENTED



Lock-out mechanism
Locks drawers in the open position



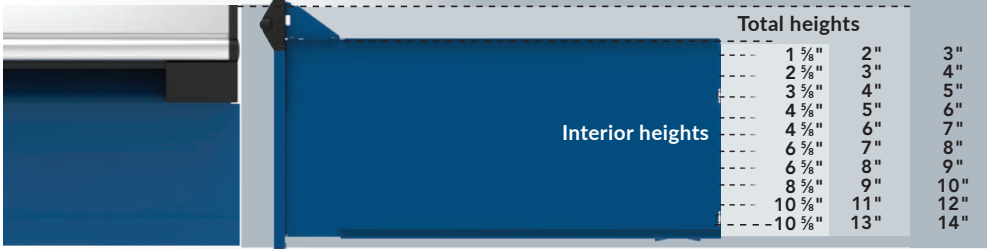
Drawer lock
Individual locking for each drawer



LIFETIME WARRANTY

The Rousseau drawer rolling mechanism is covered by a lifetime warranty.

HEIGHTS



* We use the nominal size of the drawers as our reference measurement.

** To find out the usable depth and width, subtract 1/2" from the actual drawer dimension. This dimension is also used for custom partition and divider configurations.

DID YOU KNOW?

One of Rousseau's biggest strengths is our wide range of color options. Choose from 20 standard colors.



Choose the color of your handle end caps.

Classic Blue	Avalanche Blue	Everest Blue	Midnight Blue	Glossy Sapphire Blue	Glossy EverGreen	Glossy Yellow	Sienna Orange	Flame Red	Glossy Carmine Red	Glossy Cranberry Red	White	Beige	Frost White	Light Gray	Modern Gray	Charcoal Gray	Glossy Black	Black	Glossy Carbon Black
052	055	051	057	560	1025	208	085	081	806	815	616	041	061	071	745	072	902	091	741

