

# R2V VERTICAL STORAGE



INDEX	PAGE(S)
R2V Vertical Storage	76-79
Preconfigured Models . . . . .	79-82
Accessories . . . . .	83
Components . . . . .	84-85

## R2V VERTICAL STORAGE

The R2V Vertical Storage System is the only product of its type on the market. Stacked above an R cabinet (sold separately), it is ideal for storing more items and equipment while keeping them within easy reach. By using all vertical space available, you can free up floor space and stay perfectly organized.

The drawers – which are fitted with a lock-in mechanism – open to full extension and boast a 200lb. load capacity. They provide high-density and tidy storage, which helps boost your productivity and efficiency.



**LIFETIME WARRANTY**

The Rousseau drawer rolling mechanism is covered by a lifetime warranty.



RL-5HDG34004N

### THE ROUSSEAU DIFFERENCE

#### DRAWER INTERIOR

Pale-gray color for better visibility

#### ORGANIZATION

Front and back inner panels with perforations for hanging tools. Optional utility panels and a range of 55 accessories also available

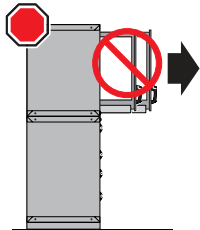
#### LOCKS

Standard lock included on all models. Optional electronic lock and two-user lock also available



#### ONE-DRAWER-AT-A-TIME SYSTEM

Available as an option



#### SECURE



#### ADJUSTABLE TRAY

Ideal for storing different tools and products. Easy tool-free repositioning in one inch increments



#### PVC DRAWER LINER



#### PLASTIC BINS



HEAVY-DUTY, COMFORTABLE AND ERGONOMIC HANDLE


#### LOAD CAPACITY

200lb. load capacity per drawer



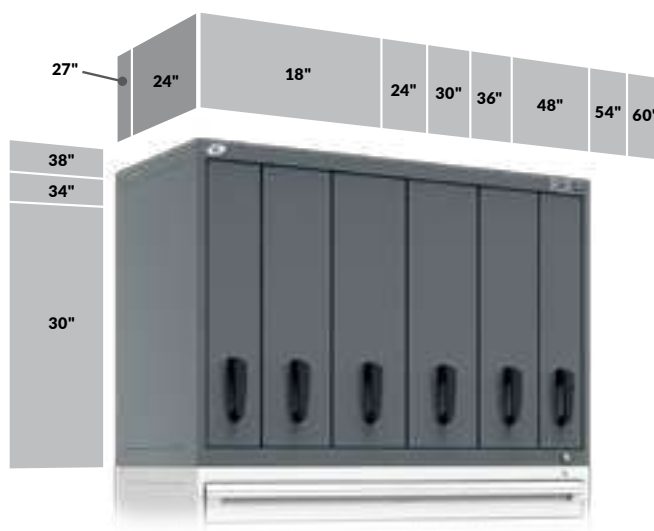
#### MAGNETIC DIVIDER

Easy to reposition. Front-to-back and left-to-right dividers available



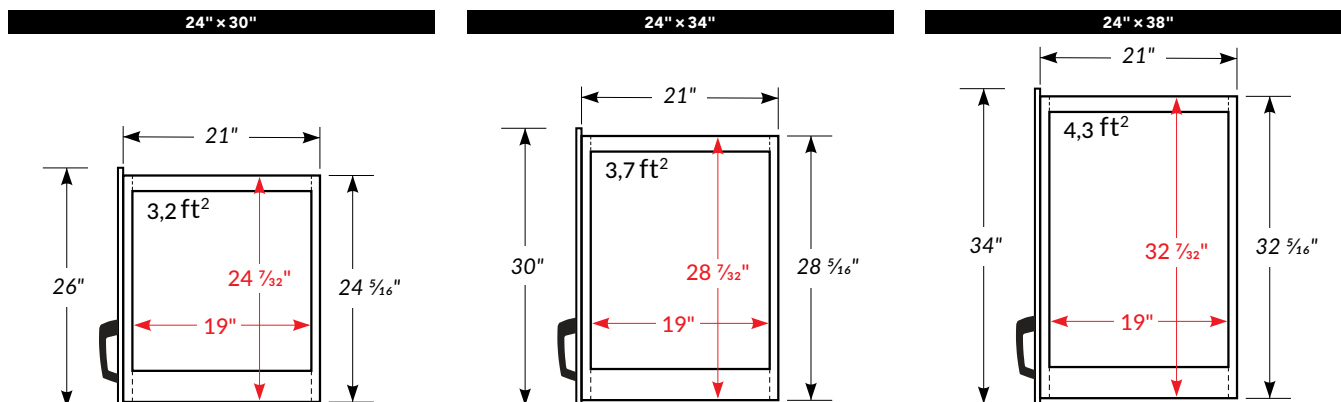
# R2V VERTICAL STORAGE

## GENERAL DIMENSIONS

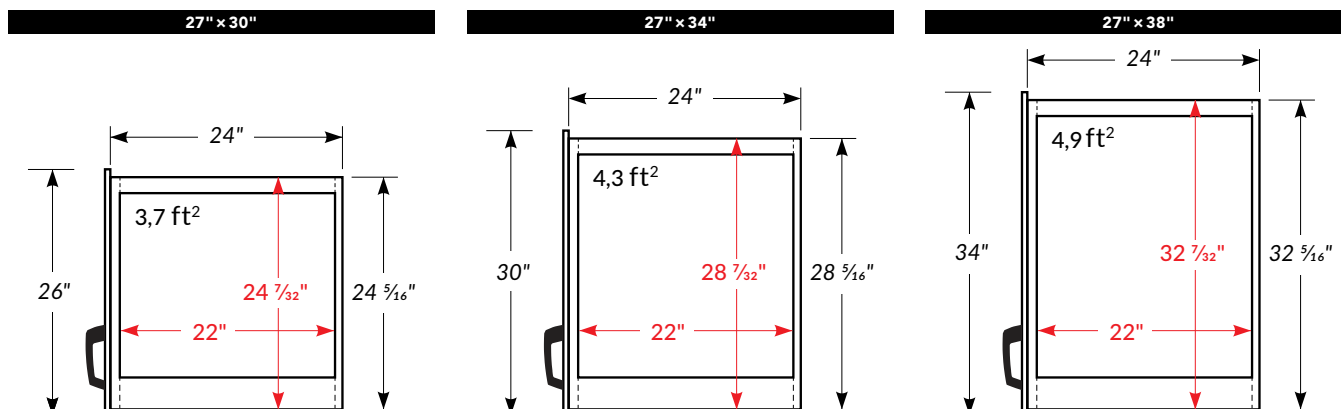


## VERTICAL DRAWER DIMENSIONS

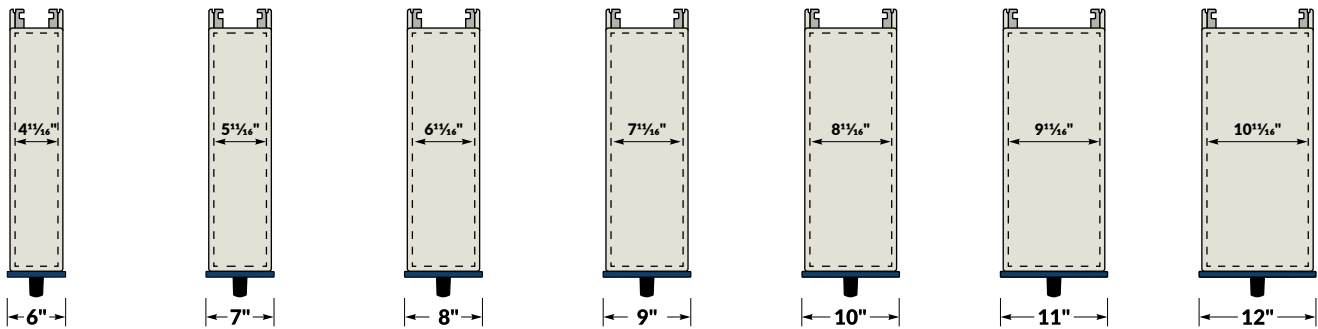
### 24\"D DRAWERS



### 27\"D DRAWERS

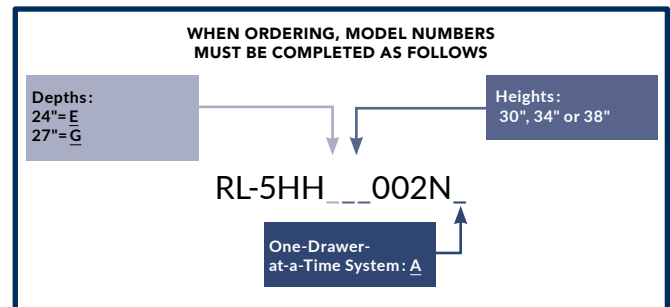


### DRAWER WIDTHS



### SOME OF OUR MOST POPULAR R2V CABINET MODELS ARE SHOWN BELOW:

- To subdivide your drawers [see page 82](#) for accessory layouts, or [see page 83](#) for available accessories.
- All preconfigured cabinet models include a standard lock on the cabinet and an integrated lock-in mechanism on the drawers.



The R2V Vertical Storage System must be installed on top of an R cabinet of the same width. It cannot be installed directly on the ground. Anchoring the R2V cabinet ensures the unit is stable. For more information, refer to assembly guide R4E. There is no mobile version of this product available.

### 24" WIDE



3 DRAWERS  
RL-5HC\_\_002N\_




3 DRAWERS  
RL-5HC\_\_004N\_



2 DRAWERS  
RL-5HC\_\_006N\_

# PRECONFIGURED MODELS

## 30" WIDE




3 DRAWERS

RL-5HD\_\_\_002N\_



4 DRAWERS

RL-5HD\_\_\_004N\_



3 DRAWERS

RL-5HD\_\_\_006N\_

## 36" WIDE



4 DRAWERS

RL-5HE\_\_\_002N\_



4 DRAWERS

RL-5HE\_\_\_004N\_



3 DRAWERS

RL-5HE\_\_\_006N\_

## 48" WIDE



6 DRAWERS

RL-5HH\_\_\_002N\_



6 DRAWERS

RL-5HH\_\_\_004N\_



4 DRAWERS

RL-5HH\_\_\_006N\_



### 54" WIDE



5 DRAWERS  
RL-5HJ\_\_\_002N\_



6 DRAWERS  
RL-5HJ\_\_\_004N\_



5 DRAWERS  
RL-5HJ\_\_\_006N\_



5 DRAWERS  
RL-5HJ\_\_\_008N\_

### 60" WIDE



8 DRAWERS  
RL-5HK\_\_\_002N\_



6 DRAWERS  
RL-5HK\_\_\_004N\_



5 DRAWERS  
RL-5HK\_\_\_006N\_



6 DRAWERS  
RL-5HK\_\_\_008N\_

Choose the interior layout of each drawer using the preconfigured suggestions on this page. Complete your layouts with accessories, [see page 83](#), or in the 5S and Wall Mounted Storage section, [see pages 214-215](#), as needed.



### SIDE UTILITY PANEL

RL40



- For locating tools quickly and easily
- Full-height and full-depth panel
- Installs on the far right of the drawer but can be easily repositioned on the left
- Color: Light Gray 071
- Depths available: 24" (18 holes) and 27" (21 holes)
- To order: Specify the depth required

PRODUCT NO.	CABINET HEIGHT
RL40-__30	30"
RL40-__34	34"
RL40-__38	38"

### ADJUSTABLE UTILITY PANEL

RL43



- For locating tools quickly and easily
- Full-height and full-depth panel
- Tools can be hung on each side of the panel without obstructing the drawer
- Width adjustable in ½" increments c/c
- Color: Light Gray 071
- Depths available: 24" (18 holes) and 27" (21 holes)
- To order: Specify the depth required

PRODUCT NO.	CABINET HEIGHT
RL43-__30	30"
RL43-__34	34"
RL43-__38	38"

### ADJUSTABLE TRAY

RL21



- Ideal for storing assorted products and tools (cans, bottles, etc.)
- Tool-free installation and adjustment
- Includes edges to prevent objects from falling to the bottom of the drawer
- Height adjustable in 1" increments c/c
- Compatible with side utility panels. For compatibility with adjustable utility panels, refer to technical guide R68
- Color: Light Gray 071
- Widths available: 05", 06", 07", 08", 09", 10", 11" and 12"
- To order: Specify the width required

PRODUCT NO.	DEPTH
RL21-__24	24"
RL21-__27	27"

### MAGNETIC DIVIDER

RL60 / RL61



Front to back



Left to right

- Installs on drawer bottoms and adjustable trays
- Includes a magnetic strip for easy repositioning
- Divider height: 4"
- Color: Light Gray 071

PRODUCT NO.	
RL60-2404	24" front to back
RL60-2704	27" front to back
RL61-__04	Left to right

NOTES: Complete the RL61 number with the drawer or the tray width: 05", 06", 07", 08", 09", 10", 11" and 12".

Not compatible with non-slip drawer/tray liners.

### NON-SLIP DRAWER/TRAY LINER

RL49



- Protects tools stored in the drawer or on a tray
- Thickness: ¼"
- Widths available: 05", 06", 07", 08", 09", 10", 11" and 12"
- To order: Specify the width required

PRODUCT NO.	DEPTH
RL49-__24	24"
RL49-__27	27"

NOTE: Not compatible with magnetic dividers.

### LABEL HOLDER

RL81 / RL82



- For 7/8"H paper labels
- Label holder height: 1½"
- Widths available: 06" and 09"
- To order: Specify the width required

PRODUCT NO.	
RL81-__	Self-adhesive
RL82-__	Magnetic



Refer to technical guide R68 for details on accessories compatibility.



# COMPONENTS

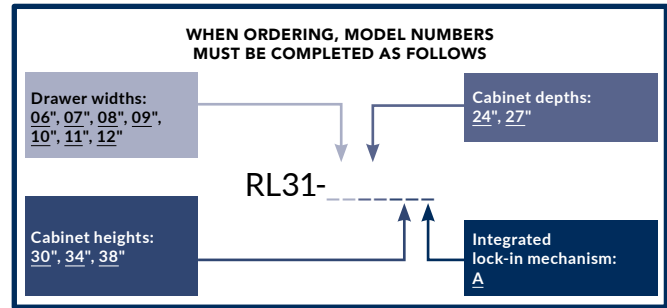
## VERTICAL DRAWER



RL31



- Painted steel drawer
- Interior color: Light Gray 071
- Front and back inner panels with perforations for hanging tools
- 200lb. load capacity, 100% extension
- Heavy-duty construction
- Drawer widths available: 06", 07", 08", 09", 10", 11" and 12"
- Wide range of accessories available to customize the drawer to your storage needs, [see page 83](#)
- For preconfigured models of vertical drawers with accessories, [see page 82](#)
- Available with an integrated lock-in mechanism

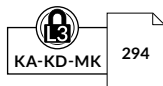


## R2V VERTICAL HOUSING

RL30



- Designed to accommodate RL31 vertical drawers
- Heights available: 30", 34" and 38"
- To order: Specify the height required, e.g., RL30-482430
- For a safety hasp lock, replace L3 with LP
- For an electronic lock, replace L3 with L50
- For a One-Drawer-at-a-Time system, add A to the end of the product number



PRODUCT NO.	W × D	INTERIOR W
RL30-1824__-L3_	18" × 24"	16"
RL30-1827__-L3_	18" × 27"	16"
RL30-2424__-L3_	24" × 24"	22"
RL30-2427__-L3_	24" × 27"	22"
RL30-3024__-L3_	30" × 24"	28"
RL30-3027__-L3_	30" × 27"	28"
RL30-3624__-L3_	36" × 24"	34"
RL30-3627__-L3_	36" × 27"	34"
RL30-4824__-L3_	48" × 24"	46"
RL30-4827__-L3_	48" × 27"	46"
RL30-5424__-L3_	54" × 24"	52"
RL30-5427__-L3_	54" × 27"	52"
RL30-6024__-L3_	60" × 24"	58"
RL30-6027__-L3_	60" × 27"	58"

NOTE: For a cabinet housing for two users, [see page 292](#).



The R2V Vertical Storage System must be installed on top of an R cabinet of the same width. It cannot be installed directly on the ground.

Anchoring the R2V cabinet ensures the unit is stable. For more information, refer to assembly guide R4E.

There is no mobile version of this product available.

## CENTRAL LOCKING SYSTEM

L3



- Locks all vertical drawers in the cabinet at the same time
- Drawer positions can be changed
- Easy retrofit
- To order: Add L3 to the cabinet product number, e.g., RL30-302738L3
- For replacement parts or to retrofit this mechanism, order an RL00-WWDDL3

PRODUCT NO.  
L3

## SAFETY HASP SYSTEM

LP



- Locks all vertical drawers in the cabinet at the same time
- Drawer positions can be changed
- To order: Add LP to the cabinet product number, e.g., RL30-302738LP
- For replacement parts or to retrofit this mechanism, order an RL00-WWDDL3

PRODUCT NO.  
LP

## ELECTRONIC LOCK

L50



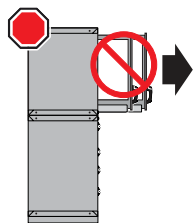
- Locks all vertical drawers in the cabinet at the same time
- Drawer positions can be changed
- Fast and easy to use
- No key required
- Up to 20 different users
- 4- to 8-digit access codes
- To order: Add L50 to the cabinet product number, e.g., RL30-302738L50
- For replacement parts or to retrofit this mechanism, order an RL00-WWDDL50

PRODUCT NO.  
L50

### ONE-DRAWER-AT-A-TIME SYSTEM



A



- Prevents more than one drawer from opening at the same time for greater stability
- To order: Add A to the model number, see pages 79-81

### LOCK-OUT MECHANISM

RL85



- Installs on R2V vertical drawers
- Locks vertical drawers in the open position
- Activates manually only when required

PRODUCT NO.

RL85

NOTES: Not compatible with an RL40 Side Utility Panel installed on the same side  
Not compatible with an RL91 Security Panel installed on the same side

### SECURITY PANEL

RL91



- Divides an RL29 cabinet between two users, see page 292
- Must be ordered to block access between vertical drawers
- Color: black
- To order: Specify the housing height required – 30", 34" or 38", e.g., RL91-2430

PRODUCT NO. DEPTH

RL91-24\_\_ 24"

RL91-27\_\_ 27"

### INTEGRATED LOCK-IN MECHANISM



A



- Stops the vertical drawer from opening on its own
- Activates by pressing the handle button
- The vertical drawer can be opened with one hand only
- Closes with a simple push
- To order: Add A to the drawer product number, e.g., RL31-062430A
- For replacement parts or to retrofit this mechanism, order an RY48-A

PRODUCT NO.

A

### HORIZONTAL SECURITY BAR

RB10



- Locks all vertical drawers in a cabinet with a key or padlock
- Spans the width of the cabinet
- Allows full access to drawers
- To order: Add L3 or LP to the product number, e.g., RL10-48L3

PRODUCT NO.

WIDTH

RL10-18\_\_ 18"

RL10-24\_\_ 24"

RL10-30\_\_ 30"

RL10-36\_\_ 36"

RL10-48\_\_ 48"

RL10-54\_\_ 54"

RL10-60\_\_ 60"

NOTE: Compatible with an R cabinet underneath with an RB10 Vertical Security Bar installed

