

**NEW**


# FREESTANDING STATION



## DISTINCTIVE FEATURES

- Stationary or mobile storage stations providing optimal work organization
- Evolves in line with business needs thanks to tool-free reconfiguration
- Boosts productivity and reduces risk of injuries
- Wide range of accessories available, including storage boxes, shelves, utility panels, lighting, etc.
- Made in North America

QUICK AND EASY TO CONFIGURE  
ACCORDING TO THE TASK AT HAND



EMA1032

# FREESTANDING STATION

## IDEAL FOR A RANGE OF ENVIRONMENTS

### OPERATOR



### STOREKEEPING



You will love the versatility of our freestanding stations, especially because they can be adapted to your requirements by simply adding one of the many accessories available. You can keep a wide variety of accessories within easy reach, from the simplest tools to computer parts, spools holders and electronic equipment.

## ADD OR REARRANGE ACCESSORIES TO CUSTOMIZE IT TO YOUR NEEDS

The layout of accessories on Rousseau freestanding stations can be easily changed without tools. Simply swap them in and out or rearrange them to ensure the station evolves in line with your needs.

### REPAIR AND MAINTENANCE



### OPERATOR



## MULTIPLE CONFIGURATIONS

### 36"H, 54"H AND 84"H STATIONARY CENTERED STATION

- Maximum load capacity of 1,200lb. Evenly distributed on each side


### 36", 54" AND 84"H STATIONARY OFF-CENTERED STATION

### 36" AND 54"H MOBILE OFF- CENTERED STATION

- Maximum load capacity of 600lb. on one side

### 36" AND 54"H MOBILE CENTERED STATION

- Maximum load capacity of 600lb. Evenly distributed on each side



EMA5332

EMA1011

EMA4041


EMA4031

SPECIFICATIONS



PANELS

Add a panel for plastic bins or a utility panel to add even more accessories.



**DOCUMENT HOLDER**  
Keeps paperwork or manuals accessible and organized.

POWER OUTLET CHANNEL

Options for 15A power outlets, USB outlets, network ports, or cable grommets.



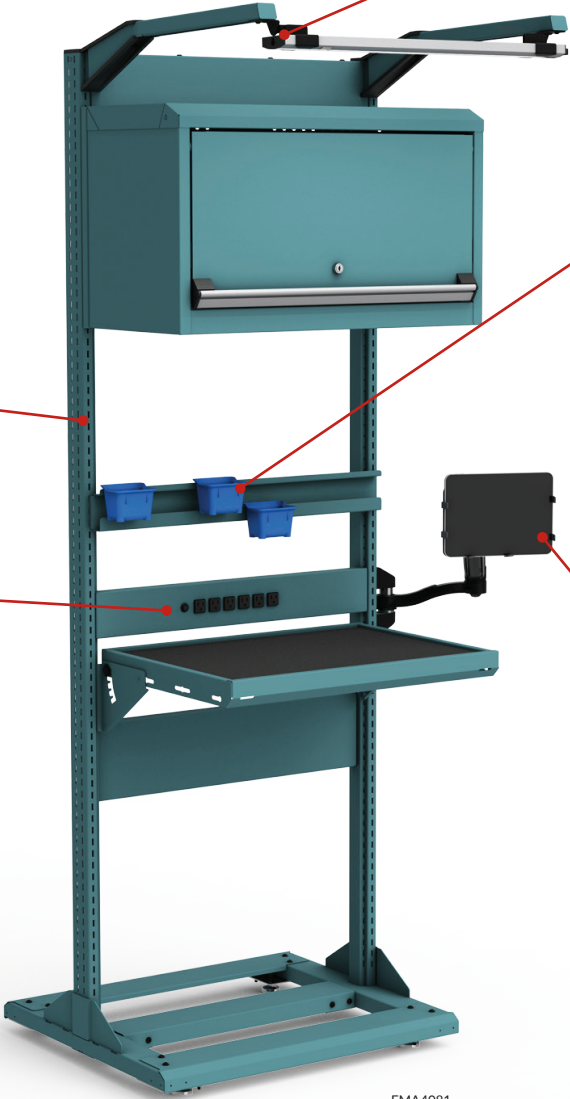
BOTTOM SHELF

The bottom shelf is fitted with a resistant mat.



MOBILE MODELS

Choice of 4" or 6" industrial-grade casters,



EMA4081

LED LIGHT

Emits a bright light while being energy efficient, Motion sensor available.



PLASTIC BIN RAIL

Compatible with most brands of plastic bins (with hanging lip) on the market.

SHELF


Straight or sloped, with a load capacity of up to 200 lb.



ELECTRONICS MOUNT

Stands available for laptops, tablets, monitors, and keyboard and mouse.

5S STORAGE SOLUTIONS AND ACCESSORIES



DID YOU KNOW?

One of Rousseau's biggest strengths is our wide range of color options. Choose from 20 standard colors.

Classic Blue	Avalanche Blue	Everest Blue	Midnight Blue	Glossy Sapphire Blue	Glossy EverGreen	Glossy Yellow	Sienna Orange	Flame Red	Glossy Carmine Red	Glossy Cranberry Red	White	Beige	Frost White	Light Gray	Modern Gray	Charcoal Gray	Glossy Black	Black	Glossy Carbon Black
052	055	051	057	560	1025	208	085	081	806	815	616	041	061	071	745	072	902	091	741

## PRECONFIGURED MODELS

Go to [rousseau.com](http://rousseau.com) for more suggested models.



30" x 27" x 59 <sup>3</sup> / <sub>16</sub> "	EMA1032
36" x 27" x 59 <sup>3</sup> / <sub>16</sub> "	EMA1332



30" x 27" x 59 <sup>3</sup> / <sub>16</sub> "	EMA1052
36" x 27" x 59 <sup>3</sup> / <sub>16</sub> "	EMA1352




30" x 27" x 59 <sup>3</sup> / <sub>16</sub> "	EMA1003
36" x 27" x 59 <sup>3</sup> / <sub>16</sub> "	EMA1303



30" x 27" x 59 <sup>3</sup> / <sub>16</sub> "	EMA1082
36" x 27" x 59 <sup>3</sup> / <sub>16</sub> "	EMA1382



30" x 27" x 59 <sup>3</sup> / <sub>16</sub> "	NCW42101
36" x 27" x 59 <sup>3</sup> / <sub>16</sub> "	NCW52101



30" x 27" x 85 <sup>1</sup> / <sub>4</sub> "	EMA3031
36" x 27" x 85 <sup>1</sup> / <sub>4</sub> "	EMA3331



30" x 27" x 85 <sup>1</sup> / <sub>4</sub> "	EMA3021
36" x 27" x 85 <sup>1</sup> / <sub>4</sub> "	EMA3321



30" x 27" x 84"	EMA4050
36" x 27" x 84"	EMA4350

For more information, contact our representative:

Notes: The accessories pictured (spools, electronics, binders, etc.) are not provided by Rousseau.  
For the overall width, add 2".

### ROUSSEAU METAL INC.

105, AVENUE DE GASPÉ OUEST  
SAINT-JEAN-PORT-JOLI (QUÉBEC)  
G0R 3G0 CANADA  
**WEBSITE**  
[rousseau.com](http://rousseau.com)

**END USERS**  
1.866.463.4270  
**EMAIL**  
[info@rousseau.com](mailto:info@rousseau.com)

**DISTRIBUTORS**  
1.800.463.4271  
**DISTRIBUTORS ACCESS**  
[e-rousseau.com](mailto:e-rousseau.com)



Printed in Canada

7PVO5A00  
V05-FE25A